







**GASTRONOMIE
SI BRUTARIE
PROFESIONALA**







ANALOG REGENERATORS

RG 311 A

Reference	710610
Internal dimensions	(W)594 x (D)386 x (H)255 mm.
External dimensions	(W)735 x (D)710 x (H)450 mm.
 Electric power	3.900 W
 Maximum temperature	140° C / 160° C
 Weight	39 Kg.
 Voltage	230 V - 50/60 Hz
Connection	Single phase Schuko
Capacity 3 trays	GN 1/1
Distance between trays	65 mm.
Change door opening	
End of cycle alarm - Reversing gear - Door safety switch - Safety thermostat	







RG 611 A

Reference	710611
Internal dimensions	(W)594 x (D)386 x (H)451 mm.
External dimensions	(W)735 x (D)710 x (H)720 mm.
 Electric power	5.650 W
 Maximum temperature	140° C / 160° C
 Weight	52 Kg.
 Voltage	400 V - 50/60 Hz
Connection	Three phase 3F + N + T
Single phase modification	
Capacity 6 trays	GN 1/1
Distance between trays	65 mm.
Change door opening	
End of cycle alarm - Reversing gear - Door safety switch - Safety thermostat	







RG 1011 A

Reference	710612
Internal dimensions	(W)594 x (D)386 x (H)710 mm.
External dimensions	(W)735 x (D)710 x (H)985 mm.
 Electric power	10.300 W
 Maximum temperature	140° C / 160° C
 Weight	85 Kg.
 Voltage	400 V - 50/60 Hz
Connection	Three phase 3F + N + T
Capacity 10 trays	GN 1/1
Distance between trays	65 mm.
Change door opening	
End of cycle alarm - Reversing gear - Door safety switch - Safety thermostat	







DIGITAL REGENERATORS

RG 311

Reference	710607
Internal dimensions	(W)594 x (D)386 x (H)255 mm.
External dimensions	(W)735 x (D)710 x (H)450 mm.
 Electric power	3.900 W
 Maximum temperature	170° C
 Weight	39 Kg.
 Voltage	230 V - 50/60 Hz
Connection	Single phase Schuko
Capacity 3 trays	GN 1/1
Distance between trays	65 mm.
Humidity	0% - 100%
Water connection	Yes
Pre heating	Yes
Cooking programs	99 (with 3 phases each)
Change door opening	





End of cycle alarm - Reversing gear - Door safety switch - Safety thermostat

RG 611

Reference	710608
Internal dimensions	(W)594 x (D)386 x (H)451 mm.
External dimensions	(W)735 x (D)710 x (H)720 mm.
 Electric power	5.650 W
 Maximum temperature	170° C
 Weight	52 Kg.
 Voltage	400 V - 50/60 Hz
Connection	Three phase 3F + N + T
Single phase modification	
Capacity 6 trays	GN 1/1
Distance between trays	65 mm.
Humidity	0% - 100%
Water connection	Yes
Pre heating	Yes
Cooking programs	99 (with 3 phases each)
Change door opening	

End of cycle alarm - Reversing gear - Door safety switch - Safety thermostat

RG 1011

Reference	710609
Internal dimensions	(W)594 x (D)386 x (H)710 mm.
External dimensions	(W)735 x (D)710 x (H)985 mm.
 Electric power	10.300 W
 Maximum temperature	170° C
 Weight	85 Kg.
 Voltage	400 V - 50/60 Hz
Connection	Three phase 3 F + N + T
Capacity 10 trays	GN 1/1
Distance between trays	65 mm.
Humidity	0% - 100%
Water connection	Yes
Pre heating	Yes
Cooking programs	99 (with 3 phases each)
Change door opening	

End of cycle alarm - Reversing gear - Door safety switch - Safety thermostat

