







**GASTRONOMIE
SI BRUTARIE
PROFESIONALA**

TOP-K

The text 'TOP-K' is written in a bold, blue, sans-serif font. Below the text is a green brushstroke graphic that tapers to the right, giving it a dynamic, hand-painted appearance.





ANALOG PROVERS

F 408

Reference	710603
Internal dimensions	(W)520 x (D)560 x (H)650 mm.
External dimensions	(W)640 x (D)640 x (H)930 mm.
 Electric power	700 W
 Maximum temperature	85° C
 Weight	35 Kg.
 Voltage	230 V - 50/60 Hz
Connection	Single phase Schuko
Capacity 8 trays	480x340
Distance between trays	80 mm.



F 608

Reference	710604
Internal dimensions	(W)640 x (D)625 x (H)650 mm.
External dimensions	(W)760 x (D)700 x (H)930 mm.
 Electric power	1.400 W
 Maximum temperature	85° C
 Weight	42 Kg.
 Voltage	230 V - 50/60 Hz
Connection	Single phase Schuko
Capacity 8 trays	600x400
Distance between trays	80 mm.







DIGITAL PROVERS

STF 610

Reference	710626
Internal dimensions	(W)690 x (D)850 x (H)425 mm.
External dimensions	(W)880 x (D)935 x (H)690 mm.
 Electric power	1.400 W
 Maximum temperature	85° C
 Weight	60 Kg.
 Voltage	230 V - 50/60 Hz
Connection	Single phase Schuko
Capacity 10/5 trays	600x400 / 600x800
Distance between trays	80 mm.
3/4" Water connection	
Water tank fill up button	
Compatible with ST Bakery dimensions	



STF 620

Reference	710606
Internal dimensions	(W)690 x (D)850 x (H)825 mm.
External dimensions	(W)880 x (D)935 x (H)1090 mm.
 Electric power	1.400 W
 Maximum temperature	85° C
 Weight	80 Kg.
 Voltage	230 V - 50/60 Hz
Connection	Single phase Schuko
Capacity 20/10 trays	600x400 / 600x800
Distance between trays	80 mm.
3/4" Water connection	
Water tank fill up button	
Compatible with ST Bakery dimensions	

