



**GASTRONOMIE
SI BRUTARIE
PROFESIONALA**

TOP-K





The text 'TOP-K' is written in a bold, blue, sans-serif font. Below the text is a green brushstroke graphic that tapers to the right, giving it a dynamic, hand-painted appearance.

ST *Gastro*

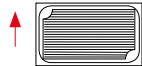
ST GASTRO 71 SERIES

7 x GN 1/1





STG 71 M

Reference	710557
Internal dimensions	(W)620 x (D)405 X (H)545 mm.
External dimensions	(W)790 x (D)760 X (H)825 mm.
 Electric power	10.200 W
 Maximum temperature	250°
 Weight	78 Kg.
 Voltage	400 V - 3L + N 50/60 Hz
Connection	Three phase 3F + N + T
7 Trays capacity	GN 1/1
Distance between trays	65 mm.

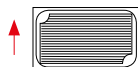
Transverse tray position



STG 71 V7

Reference	710558
Internal dimensions	(W)620 x (D)405 X (H)545 mm.
External dimensions	(W)790 x (D)760 X (H)825 mm.
 Electric power	10.200 W
 Maximum temperature	270°
 Weight	78 Kg.
 Voltage	400 V - 3L + N 50/60 Hz
Connection	Three phase 3F + N + T
Automatic washing	standard
Removable core probe	standard
Change door opening	
7 Trays capacity	GN 1/1
Distance between trays	65 mm.


Transverse tray position




ST GASTRO 71 SERIES

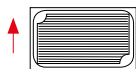
7 x GN 1/1

STG 71 M GAS





Reference	710559
Internal dimensions	(W)620 x (D)405 X (H)545 mm.
External dimensions	(W)790 x (D)900 X (H)825 mm.
 Electric power	200 W
 Maximum temperature	250°
 Weight	125 Kg.
 Voltage	230V - 50/60Hz
Connection	Single phase
Gas power	14 kW - 12040 kcal/h
7 Trays capacity	GN 1/1
Distance between trays	65 mm.


 Premix gas burners

Transverse tray position

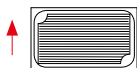


STG 71 V7 GAS

Reference	710560
Internal dimensions	(W)620 x (D)405 X (H)545 mm.
External dimensions	(W)790 x (D)900 X (H)825 mm.
 Electric power	200 W
 Maximum temperature	270°
 Weight	125 Kg.
 Voltage	230V - 50/60Hz
Connection	Single phase
Gas power	14 kW - 12040 kcal/h
Automatic washing	standard
Removable core probe	standard
Change door opening	
7 Trays capacity	GN 1/1
Distance between trays	65 mm.

 Premix gas burners





Transverse tray position



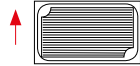
ST GASTRO 111 SERIES

11 x GN 1/1





STG 111 M

Reference	710561
Internal dimensions	(W)620 x (D)405 X (H)810 mm.
External dimensions	(W)790 x (D)760 X (H)1090 mm.
 Electric power	18.500 W
 Maximum temperature	250°
 Weight	106 Kg.
 Voltage	400 V - 3L + N 50/60 Hz
Connection	Three phase 3F + N + T
11 Trays capacity	GN 1/1
Distance between trays	65 mm.

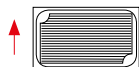
Transverse tray position



STG 111 V7

Reference	710562
Internal dimensions	(W)620 x (D)405 X (H)810 mm.
External dimensions	(W)790 x (D)760 X (H)1090 mm.
 Electric power	18.500 W
 Maximum temperature	270°
 Weight	106 Kg.
 Voltage	400 V - 3L + N 50/60 Hz
Connection	Three phase 3F + N + T
Automatic washing	standard
Removable core probe	standard
Change door opening	
11 Trays capacity	GN 1/1
Distance between trays	65 mm.


Transverse tray position




ST GASTRO 111 SERIES

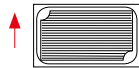
11 x GN 1/1

STG 111 M GAS





Reference	710563
Internal dimensions	(W)620 x (D)405 X (H)810 mm.
External dimensions	(W)790 x (D)900 X (H)1090 mm.
 Electric power	650 W
 Maximum temperature	250°
 Weight	140 Kg.
 Voltage	230V - 50/60Hz
Connection	Single phase
Gas power	20 kW - 17200 kcal/h
11 Trays capacity	GN 1/1
Distance between trays	65 mm.


 Premix gas burners

Transverse tray position

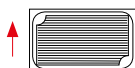


STG 111 V7 GAS

Reference	710564
Internal dimensions	(W)620 x (D)405 X (H)810 mm.
External dimensions	(W)790 x (D)900 X (H)1090 mm.
 Electric power	650 W
 Maximum temperature	270°
 Weight	140 Kg.
 Voltage	230V - 50/60Hz
Connection	Single phase
Gas power	20 kW - 17200 kcal/h
Automatic washing	standard
Removable core probe	standard
Change door opening	
11 Trays capacity	GN 1/1
Distance between trays	65 mm.

 Premix gas burners




Transverse tray position



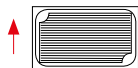
ST GASTRO 201 SERIES

20 x GN 1/1





STG 201 ET

Reference	710565
Internal dimensions	(W)700 x (D)500 X (H)1480 mm.
External dimensions	(W)880 x (D)960 X (H)1865 mm.
 Electric power	26.250 W
 Maximum temperature	250°
 Weight	252 Kg.
 Voltage	400 V - 3L + N 50/60 Hz
Connection	Three phase 3F + N + T
Trolley	standard
20 Trays capacity	GN 1/1
Distance between trays	65 mm.

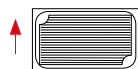
Transverse tray position



STG 201 V7 T

Reference	710566
Internal dimensions	(W)700 x (D)500 X (H)1480 mm.
External dimensions	(W)880 x (D)960 X (H)1865 mm.
 Electric power	26.250 W
 Maximum temperature	270°
 Weight	250 Kg.
 Voltage	400 V - 3L + N 50/60 Hz
Connection	Three phase 3F + N + T
Automatic washing	standard
Removable core probe	standard
Trolley	standard
Change door opening	
20 Trays capacity	GN 1/1
Distance between trays	65 mm.






Transverse tray position



ST GASTRO 201 SERIES

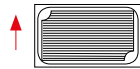
20 x GN 1/1

STG 201 V7 T GAS

Reference	710567
Internal dimensions	(W)700 x (D)500 X (H)1480 mm.
External dimensions	(W)880 x (D)1010 X (H)1865 mm.
 Electric power	1.300 W
 Maximum temperature	270°
 Weight	288 Kg.
 Voltage	230V - 50/60Hz
Connection	Single phase
Gas Power	38 kW - 32675 kcal/h
Automatic washing	standard
Removable core probe	standard
Trolley	standard
Change door opening	
20 Trays capacity	GN 1/1
Distance between trays	65 mm.
 Premix gas burners	







Transverse tray position



ST GASTRO 72 SERIES

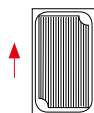
7 x GN 2/1

STG 72 V7





Reference	710568
Internal dimensions	(W)620 x (D)730 X (H)545 mm.
External dimensions	(W)790 x (D)1085 X (H)825 mm.
 Electric power	14.200 W
 Maximum temperature	270°
 Weight	120 Kg.
 Voltage	400 V - 3L + N 50/60 Hz
Connection	Three phase 3F + N + T
Automatic washing	standard
Removable core probe	standard
Change door opening	
7 Trays capacity	GN 2/1
Distance between trays	65 mm.




Longitudinal tray position



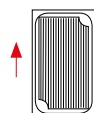
STG 72 V7 GAS

Reference	710569
Internal dimensions	(W)620 x (D)730 X (H)545 mm.
External dimensions	(W)790 x (D)1225 X (H)825 mm.
 Electric power	200 W
 Maximum temperature	270°
 Weight	145 Kg.
 Voltage	230V - 50/60Hz
Connection	Single phase
Gas power	20 kW - 17200 kcal/h
Automatic washing	standard
Removable core probe	standard
Cambio apertura de puerta	
7 Trays capacity	GN 2/1
Distance between trays	65 mm.

 Premix gas burners







Longitudinal tray position



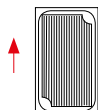
ST GASTRO 112 SERIES

11 x GN 2/1





STG 112 V7


Reference	710570
Internal dimensions	(W)620 x (D)730 X (H)810 mm.
External dimensions	(W)790 x (D)1085 X (H)1090 mm.
 Electric power	28.500 W
 Maximum temperature	270°
 Weight	160 Kg.
 Voltage	400 V - 3L + N 50/60 Hz
Connection	Three phase 3F + N + T
Automatic washing	standard
Removable core probe	standard
Change door opening	
11 Trays capacity	GN 2/1
Distance between trays	65 mm.

Longitudinal tray position

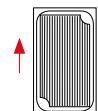


STG 112 V7 GAS

Reference	710571
Internal dimensions	(W)620 x (D)730 X (H)810 mm.
External dimensions	(W)790 x (D)1225 X (H)1090 mm.
 Electric power	650 W
 Maximum temperature	270°
 Weight	175 Kg.
 Voltage	230V - 50/60Hz
Connection	Single phase
Gas power	28 kW - 24080 kcal/h
Automatic washing	standard
Removable core probe	standard
Change door opening	
11 Trays capacity	GN 2/1
Distance between trays	65 mm.

 Premix gas burners





Longitudinal tray position



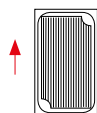
ST GASTRO 202 SERIES

20 x GN 2/1





STG 202 V7 T


Reference	710572
Internal dimensions	(W)700 x (D)815 X (H)1480 mm.
External dimensions	(W)880 x (D)1200 X (H)1865 mm.
 Electric power	46.250 W
 Maximum temperature	270°
 Weight	290 kg.
 Voltage	400 V - 3L + N 50/60 Hz
Connection	Three phase 3F + N + T
Automatic washing	standard
Removable core probe	standard
Trolley	standard
Change door opening	
20 Trays capacity	GN 2/1
Distance between trays	65 mm.

Longitudinal tray position



STG 202 V7 T GAS

Reference	710573
Internal dimensions	(W)700 x (D)815 X (H)1480 mm.
External dimensions	(W)880 x (D)1245 X (H)1865 mm.
 Electric power	1.300 W
 Maximum temperature	270°
 Weight	310 Kg.
 Voltage	230V - 50/60Hz
Connection	Single phase
Gas Power	50 kW- 43000 kcal/h
Automatic washing	standard
Removable core probe	standard
Trolley	standard
Change door opening	
20 Trays capacity	GN 2/1
Distance between trays	65 mm.

 Premix gas burners

Longitudinal tray position

