



**GASTRONOMIE  
SI BRUTARIE  
PROFESIONALA**





**ST series**  
*Compact*



**ST** *Compact*



ST series





fm



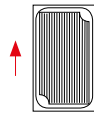
# ST COMPACT SERIES

## 4 x GN 2/3





### STC 423 E

Reference	710457
Internal dimensions	(W)385 x (D)385 X (H)302 mm.
External dimensions	(W)530 x (D)620 X (H)580 mm.
 Electric power	3.700 W
 Maximum temperature	250°
 Weight	50 Kg
 Voltage	230 V - 50/60 Hz
Connection	Single phase Schuko
8 Trays capacity	GN 2/3 20 mm depth
4 Trays capacity	GN 2/3 40 mm depth
3 Trays capacity	GN 2/3 65 mm depth

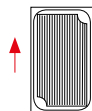
Longitudinal tray position



### STC 423 V5

Reference	710458
Internal dimensions	(W)385 x (D)385 X (H)302 mm.
External dimensions	(W)530 x (D)620 X (H)580 mm.
 Electric power	3.700 W
 Maximum temperature	270°
 Weight	50 Kg.
 Voltage	230 V - 50/60 Hz
Connection	Single phase Schuko
Automatic washing	standard
Removable core probe	standard
Change door opening	
8 Trays capacity	GN 2/3 20 mm depth
4 Trays capacity	GN 2/3 40 mm depth
3 Trays capacity	GN 2/3 65 mm depth

Longitudinal tray position









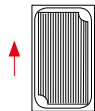
# ST COMPACT SERIES

## 4 x GN 1/1





### STC 411 E

Reference	710459
Internal dimensions	(W)385 x (D)560 X (H)302 mm.
External dimensions	(W)530 x (D)795 X (H)580 mm.
 Electric power	5.700 W
 Maximum temperature	250°
 Weight	59 Kg
 Voltage	400 V - 50/60 Hz
Connection	Three phase 3F + N + T
8 Trays capacity	GN 1/1 20 mm depth
4 Trays capacity	GN 1/1 40 mm depth
3 Trays capacity	GN 1/1 65 mm depth

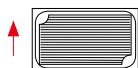
Longitudinal tray position



### STC 411 EW

Reference	710460
Internal dimensions	(W)560 x (D)385 X (H)302 mm.
External dimensions	(W)720 x (D)620 X (H)580 mm.
 Electric power	5.700 W
 Maximum temperature	250°
 Weight	64 Kg.
 Voltage	400 V - 50/60 Hz
Connection	Three phase 3F + N + T
8 Trays capacity	GN 1/1 20 mm depth
4 Trays capacity	GN 1/1 40 mm depth
3 Trays capacity	GN 1/1 65 mm depth





Transverse tray position



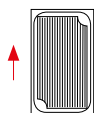
# ST COMPACT SERIES

## 4 x GN 1/1





### STC 411 V5

Reference	710641
Internal dimensions	(W)385 x (D)560 X (H)302 mm.
External dimensions	(W)530 x (D)795 X (H)580 mm.
 Electric power	5.700 W
 Maximum temperature	270°
 Weight	57 Kg.
 Voltage	400 V - 50/60 Hz
Connection	Three phase 3F + N + T
Automatic washing	standard
Removable core probe	standard
Change door opening	
8 Trays capacity	GN 1/1 20 mm depth
4 Trays capacity	GN 1/1 40 mm depth
3 Trays capacity	GN 1/1 65 mm depth

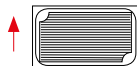
Longitudinal tray position



### STC 411 V5 W

Reference	710462
Internal dimensions	(W)560 x (D)385 X (H)302 mm.
External dimensions	(W)720 x (D)620 X (H)580 mm.
 Electric power	5.700 W
 Maximum temperature	270°
 Weight	64 Kg.
 Voltage	400 V - 50/60 Hz
Connection	Three phase 3F + N + T
Automatic washing	standard
Removable core probe	standard
Change door opening	
8 Trays capacity	GN 1/1 20 mm depth
4 Trays capacity	GN 1/1 40 mm depth
3 Trays capacity	GN 1/1 65 mm depth





Transverse tray position



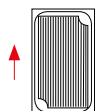
# ST COMPACT SERIES

## 6 x GN 1/1





### STC 611 E

Reference	710463
Internal dimensions	(W)385 x (D)560 X (H)385 mm.
External dimensions	(W)530 x (D)795 X (H)665 mm.
 Electric power	7.200 W
 Maximum temperature	250°
 Weight	65 Kg
 Voltage	400 V - 50/60 Hz
Connection	Three phase 3F + N + T
11 Trays capacity	GN 1/1 20 mm depth
6 Trays capacity	GN 1/1 40 mm depth
4 Trays capacity	GN 1/1 65 mm depth

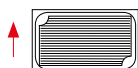
Longitudinal tray position



### STC 611 EW

Reference	710464
Internal dimensions	(W)560 x (D)385 X (H)385 mm.
External dimensions	(W)720 x (D)620 X (H)665 mm.
 Electric power	7.200 W
 Maximum temperature	250°
 Weight	68 Kg.
 Voltage	400 V - 50/60 Hz
Connection	Three phase 3F + N + T
11 Trays capacity	GN 1/1 20 mm depth
6 Trays capacity	GN 1/1 40 mm depth
4 Trays capacity	GN 1/1 65 mm depth

Transverse tray position









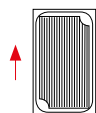
# ST COMPACT SERIES

## 6 x GN 1/1





### STC 611 V5

Reference	710465
Internal dimensions	(W)385 x (D)560 X (H)385 mm.
External dimensions	(W)530 x (D)795 X (H)665 mm.
 Electric power	7.200 W
 Maximum temperature	270°
 Weight	65 Kg.
 Voltage	400 V - 50/60 Hz
Connection	Three phase 3F + N + T
Automatic washing	standard
Removable core probe	standard
Change door opening	
11 Trays capacity	GN 1/1 20 mm depth
6 Trays capacity	GN 1/1 40 mm depth
4 Trays capacity	GN 1/1 65 mm depth

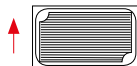
Longitudinal tray position



### STC 611 V5 W

Reference	710466
Internal dimensions	(W)560 x (D)385 X (H)385 mm.
External dimensions	(W)720 x (D)620 X (H)665 mm.
 Electric power	7.200 W
 Maximum temperature	270°
 Weight	68 Kg.
 Voltage	400 V - 50/60 Hz
Connection	Three phase 3F + N + T
Automatic washing	standard
Removable core probe	standard
Change door opening	
11 Trays capacity	GN 1/1 20 mm depth
6 Trays capacity	GN 1/1 40 mm depth
4 Trays capacity	GN 1/1 65 mm depth





Transverse tray position



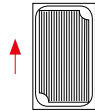
# ST COMPACT SERIES

## 10 x GN 1/1





### STC 1011 E

Reference	710467
Internal dimensions	(W)385 x (D)560 X (H)605 mm.
External dimensions	(W)530 x (D)795 X (H)885 mm.
 Electric power	11.400 W
 Maximum temperature	250°
 Weight	92 Kg.
 Voltage	400 V - 50/60 Hz
Connection	Three phase 3F + N + T
19 Trays capacity	GN 1/1 20 mm depth
10 Trays capacity	GN 1/1 40 mm depth
6 Trays capacity	GN 1/1 65 mm depth

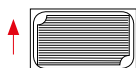
Longitudinal tray position



### STC 1011 EW

Reference	710468
Internal dimensions	(W)560 x (D)385 X (H)605 mm.
External dimensions	(W)720 x (D)620 X (H)885 mm.
 Electric power	11.400 W
 Maximum temperature	250°
 Weight	95 Kg.
 Voltage	400 V - 50/60 Hz
Connection	Three phase 3F + N + T
19 Trays capacity	GN 1/1 20 mm depth
10 Trays capacity	GN 1/1 40 mm depth
6 Trays capacity	GN 1/1 65 mm depth





Transverse tray position



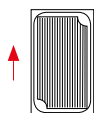
# ST COMPACT SERIES

## 10 x GN 1/1





### STC 1011 V5

Reference	710469
Internal dimensions	(An)385 x (F)560 X (Al)605 mm.
External dimensions	(An)530 x (F)795 X (Al)885 mm.
 Electric power	11.400 W
 Maximum temperature	270°
 Weight	92 Kg.
 Voltage	400 V - 50/60 Hz
Connection	Trifásico 3F + N + T
Automatic washing	de serie
Removable core probe	de serie
Change door opening	
19 Trays capacity	GN 1/1 20 mm depth
10 Trays capacity	GN 1/1 40 mm depth
6 Trays capacity	GN 1/1 65 mm depth

Longitudinal tray position



### STC 1011 V5 W

Reference	710470
Internal dimensions	(W)560 x (D)385 X (H)605 mm.
External dimensions	(W)720 x (D)620 X (H)665 mm.
 Electric power	11.400 W
 Maximum temperature	270°
 Weight	95 Kg.
 Voltage	400 V - 50/60 Hz
Connection	Three phase 3F + N + T
Automatic washing	standard
Removable core probe	standard
Change door opening	
19 Trays capacity	GN 1/1 20 mm depth
10 Trays capacity	GN 1/1 40 mm depth
6 Trays capacity	GN 1/1 65 mm depth

Transverse tray position

