

# TROLLEYS



## TROLLEYS



- 4 wheels turning 360 degrees and two of them with brakes.
- 4 rubber bumpers in corners.





**ASN 100**

**SERVICE TROLLEY**

MODEL	DIMENSIONS
	mm
ASN 100	800X500X950



**ASN 200**

**SERVICE TROLLEY**

MODEL	DIMENSIONS
	mm
ASN 200	800X500X950



**AMK 100  
AMK 200**

**INGREDIENT TROLLEY**

MODEL	DIMENSIONS
	mm
AMK 100	410x460x620
AMK 200	550x735x620



**ABB 100**

**DISH SOAKING TROLLEY**

MODEL	DIMENSIONS
	mm
ABB 100	600x500x700



**ASB 100**

**VEGETABLE SOAKING TROLLEY**

MODEL	DIMENSIONS
	mm
ASB 100	600x500x700



**AKT 100**

**RACK TROLLEY**

MODEL	DIMENSIONS
	mm
AKT 100	550x550x780



**AMT 100**

**PLATFORM TROLLEY**

MODEL	DIMENSIONS
	mm
AMT 100	1000x650x850



**AKZ 100**

**POT TROLLEY**

MODEL	DIMENSIONS
	mm
AKZ 100	600x600x570



**ATG 100**

**TRAY COLLECTING TROLLEY**

MODEL	DIMENSIONS
	mm
ATG 100	670x595x1650 GN 2/1x65 mm trays



**ATT 100**

**TRAY COLLECTING TROLLEY**

MODEL	DIMENSIONS
	mm
ATT 100	710x595x1650 500x700 mm trays



**ATY 100**

**TRAY COLLECTING TROLLEY**

MODEL	DIMENSIONS
	mm
ATY 100	600x700x850



**ATY 101**

**TRAY COLLECTING TROLLEY**

MODEL	DIMENSIONS
	mm
ATY 101	680x780x840



**ATB 100  
ATB 200**

**PLATE TROLLEY**

MODEL	DIMENSIONS
	mm
ATB 100	980x435x790 200 Plates
ATB 200	980x780x790 400 Plates



**ATI 100**

**HEATED PLATE TROLLEY**

MODEL	DIMENSIONS
	mm
ATI 100	450x450x850 50 Plate cap.



**ATI 200**

**HEATED PLATE TROLLEY**

MODEL	DIMENSIONS
	mm
ATI 200	1000x450x850 100 Plate cap.



**ABT 100**

**DISH COLLECTING TROLLEY**

MODEL	DIMENSIONS
	mm
ABT 100	800x500x950 60mm deep well



**ABT 200**

**DISH COLLECTING TROLLEY**

MODEL	DIMENSIONS
	mm
ABT 200	800x500x950 120mm deep well



**ABR 100**



**ABR 101**



**ABR 200**



**ABR 201**

**TRAY COLLECTING TROLLEY**

MODEL	DIMENSIONS
	mm
ABR 100	470x600x1200 36 pcs - 28x40 cm tray
ABR 101	600x780x1200 20 pcs - 37x53 cm tray
ABR 200	920x600x1200 72 pcs - 28x40 cm tray
ABR 201	1170x780x1200 40 pcs - 37x53 cm tray



**OA-BTS125 TRAY COLLECTING TROLLEY**

With Scrapping Hole

MODEL	DIMENSIONS
	mm
OA-BTS125	1250x600x1100



**OA-BTS105 TRAY COLLECTING TROLLEY**

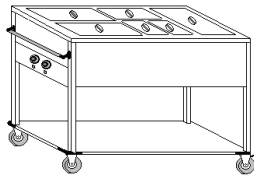
With Scrapping Hole

MODEL	DIMENSIONS
	mm
OA-BTS105	1050x600x1100

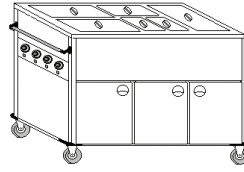


**AEA 100 MEAT HANGING TROLLEY**

MODEL	DIMENSIONS
	mm
AEA 100	1200x600x1750



**AYS 100** BAIN MARIE TROLLEY  
CE



**AYS 110** BAIN MARIE TROLLEY  
CE



**AYS 120** BAIN MARIE TROLLEY  
CE

MODEL	DIMENSIONS	
	mm	
AYS 100	1135x615x900	3x1/1GN
AYS 110	1135x615x900	3x1/1GN
AYS 120	1250x655x945	3x1/1GN



**AGN 100** FLOUR AND SUGAR TROLLEY



**AGN 200** FLOUR AND SUGAR TROLLEY



**AGN 201** FLOUR AND SUGAR TROLLEY

MODEL	DIMENSIONS	
	mm	
AGN 100	560x355x500	1x1/1GN
AGN 200	680x560x500	1x2/1GN
AGN 201	680x560x700	1x2/1GN



**ABS 101** BANQUET TROLLEY  
CE PG





**ABS 201** BANQUET TROLLEY  
CE PG



**SB1** COLD BANQUET TROLLEY  
CE PG

MODEL	DIMENSIONS	
	mm	
ABS 101	632x830x1566	With heater and humidifier
ABS 201	1280x830x1566	With heater and humidifier
ABN 101	632x830x1566	Neutral

MODEL	DIMENSIONS
	mm
SB1	710x840x1670 -2/ +8



**WOT 350**

**PLATE STACKER TROLLEY**

**1UC-TIA-80**

**PLATE STACKER TROLLEY**

MODEL	CAPACITY	DIMENSIONS
		mm
WOT 350 100	100 Plates	760x760x1170
WOT 350 50	50 Plates	660x660x1050
WOT 352	100 Plates	760x760x1770
WOT 353	100 Plates	650x650x1750



**WBI 355**

**PLATE STORAGE TROLLEY**

**WTI 354**

**PLATE STORAGE TROLLEY**

MODEL	DIMENSIONS	CAPACITY	NET WEIGHT
	mm	Plate/Glass	Kg
WBI 355	1120x580x1050	136 Plates	40
WTI 354	1120x580x1050	204 Plates	34



